

MONITORING AND EVALUATION

POLICY AND PROCEDURES

Hari Welfare Association Nawabshah



Table of Contents

Introduction.....	4
CHAPTER 1 THEORY OF MONITORING AND EVALUATION.....	5
Section 1: Monitoring and Evaluation	6
Monitoring	6
Evaluation	8
1. According to evaluation timing.....	8
2. According to who conducts the evaluation.	9
3. According to evaluation technicality or methodology.	9
Summary: A Comparison between Monitoring and Evaluation	10
Why is M&E Important	10
Section 2: The M&E System	11
What is the Project Life Cycle?	11
Stage 1 Design - Starting the Project	12
Stage 2 Planning - Organizing and Preparing.....	12
Stage 3 Implementation - Carrying Out the Work.....	13
Stage 4 Conclusion - Closing the Project	13
The Key Components of an M&E System.....	14
Section 3: The Key Components of an M&E System.....	15
1. Problem (Causal) Analysis Framework	15
2. Logical Framework.....	17
3. Indicators and M&E Plan (Indicator Matrix).....	20
Indicators.....	20
M&E Plan (Indicator Matrix)	21
4. Data Collection and Data Analysis	24
1. Identify potential data sources	24
2. Generate data collection options	25
3. Select data collection option	26
4. Develop data collection tools.....	28
5. Data Analysis Plan.....	29
5. Reporting and Utilization.....	30

6. M&E Staffing and Capacity Building.....	30
CHAPTER 2 MONITORING AND EVALUATION POLICY.....	32
CHAPTER 3 M&E POLICY: STANDARD PROCEDURES AND METHODOLOGY	35

Introduction

This Manual is a reference document which provides detailed information about Monitoring and Evaluation (M&E) and is intended to provide assistance to users with the objective of developing policies and procedures at the organizational level. The purpose of the manual is to promote a good understanding and reliable practices of M&E for projects or programmes. It covers the key planning steps and processes needed to set up and implement an M&E system for project planning, implementation and evaluation. It has been designed to be used by M&E specialists, managers of civil society organizations, in particular humanitarian relief and development programs, and decision makers responsible for programme oversight and funding.

The manual focuses on the key components of an M&E system that allows planners to develop and strengthen M&E policies and procedures for projects or programmes. The manual has been organized into three chapters which cover the theory, policy and application of M&E systems.

The first chapter lays out the theoretical foundation of M&E systems and the narrative is designed to help readers develop an understanding of essential concepts. The first chapter is divided into three sections which follow a logical train of thought from hypothesis of how change will come about, to development of specific objectives needed for this change, to methods on how to measure the project's achievements of its stated objectives, and finally procedures for collecting and analyzing data and information used in the measurement.

In Chapter two a template for framing an M&E policy is laid out which is designed to provide guiding principles to the organization in setting up and implementing M&E systems. This chapter also helps define and determine the role of M&E functions and further mandates addressing a number of M&E priorities.

Chapter three provides the structure for the practical application of an M&E system at the organizational level. In this chapter an outline of an M&E framework consisting of a list of standard M&E procedures, information required to perform these procedures, timelines and responsibilities is provided. In addition outlines to establish an M&E system is also given. This chapter proposes a list of tasks under each step to help M&E staff establish a central M&E function and meet project specific M&E requirements and includes the steps. This section is supported by a number of **templates** annexed with this manual to help perform standard M&E procedures.

CHAPTER 1

THEORY OF MONITORING AND EVALUATION

Section 1: Monitoring and Evaluation

Monitoring

Monitoring is a periodically recurring task already beginning in the planning stage of a project or programme. Monitoring documents results, processes and experiences and uses this information as a basis to guide decision-making and learning processes. Monitoring is about checking progress against plans. The data acquired through monitoring is used for evaluation.

Monitoring is the systematic and routine collection of information from projects and programmes for four main purposes:

- To learn from experiences to improve practices and activities in the future;
- To have internal and external accountability of the resources used and the results obtained;
- To take informed decisions on the future of the project or programme;
- To promote empowerment of beneficiaries of the project or programme.

Monitoring focuses on the measurement of the following aspects of an intervention:

- On quantity and quality of the implemented activities (**outputs**: What do we do? How do we manage our activities?)
- On processes inherent to a project or programme (**outcomes**: What were the effects /changes that occurred as a result of your intervention?)
- On processes external to an intervention (**impact**: Which broader, long-term effects were triggered by the implemented activities in combination with other environmental factors?)

Common types of monitoring in projects or programmes include;

- **Results monitoring** tracks effects and impacts. This is where monitoring merges with evaluation to determine if the project/programme is on target towards its intended results (outputs, outcomes, impact) and whether there may be any unintended impact (positive or negative). For example, a psychosocial project may monitor that its community activities achieve the outputs that contribute to community resilience and ability to recover from a disaster.
- **Process (activity) monitoring** tracks the use of inputs and resources, the progress of activities and the delivery of outputs. It examines how activities are delivered – the efficiency in time and resources. It is often conducted in conjunction with compliance monitoring and feeds into the evaluation of impact. For example, a water and sanitation project may monitor that targeted households receive septic systems according to schedule.
- **Compliance monitoring** ensures compliance with donor regulations and expected results, grant and contract requirements, local governmental regulations and laws, and ethical standards. For example, a shelter project may monitor that shelters adhere to agreed national and international safety standards in construction.
- **Context (situation) monitoring** tracks the setting in which the project/programme operates, especially as it affects identified risks and assumptions, but also any unexpected considerations

that may arise. It includes the field as well as the larger political, institutional, funding, and policy context that affect the project/programme. For example, a project in a conflict-prone area may monitor potential fighting that could not only affect project success but endanger project staff and volunteers.

- **Beneficiary monitoring** tracks beneficiary perceptions of a project/programme. It includes beneficiary satisfaction or complaints with the project/programme, including their participation, treatment, access to resources and their overall experience of change. Sometimes referred to as beneficiary contact monitoring (BCM), it often includes a stakeholder complaints and feedback mechanism. It should take account of different population groups, as well as the perceptions of indirect beneficiaries (e.g. community members not directly receiving a good or service). For example, a cash-for work programme assisting community members after a natural disaster may monitor how they feel about the selection of programme participants, the payment of participants and the contribution the programme is making to the community (e.g. are these equitable?).
- **Financial monitoring** accounts for costs by input and activity within predefined categories of expenditure. It is often conducted in conjunction with compliance and process monitoring. For example, a livelihoods project implementing a series of micro-enterprises may monitor the money awarded and repaid, and ensure implementation is according to the budget and time frame.
- **Organizational monitoring** tracks the sustainability, institutional development and capacity building in the project/programme and with its partners. It is often done in conjunction with the monitoring processes of the larger, implementing organization. For example, a National Society's headquarters may use organizational monitoring to track communication and collaboration in project implementation among its branches and chapters.

Although there are variations in the tools and processes according to the monitoring need as described above, there are however some best practices which are summarized below;

- Monitoring data should be well-focused to specific audiences and uses (only what is necessary and sufficient).
- Monitoring should be systematic, based upon predetermined indicators and assumptions.
- Monitoring should also look for unanticipated changes with the project/ programme and its context, including any changes in project/programme assumptions/risks; this information should be used to adjust project/programme implementation plans.
- Monitoring needs to be timely, so information can be readily used to inform project/programme implementation.
- Whenever possible, monitoring should be participatory, involving key stakeholders – this can not only reduce costs but can build understanding and ownership.
- Monitoring information is not only for project/programme management but should be shared when possible with beneficiaries, donors and any other relevant stakeholders.

Evaluation

Evaluation is assessing, as methodically and objectively as possible, a completed project or programme (or a phase of an ongoing project or programme that has been completed). Evaluations assess data and information that inform strategic decisions in order to improve the project or programme in the future. During an evaluation, information from previous monitoring processes is used to understand the ways in which the project or programme developed and stimulated change. Evaluations should help to draw conclusions about five main aspects of the intervention:

- Relevance
- Effectiveness
- Efficiency
- Impact
- Sustainability

Information gathered in relation to these aspects during the monitoring process provides the basis for the evaluative analysis. The evaluation process is an analysis or interpretation of the collected data which delves deeper into the relationships between the results of the project, the effects produced by the project and the overall impact of the project.

The major types of evaluation which can occur during the project or programme are defined under three headings;

1. According to evaluation timing.

- **Formative evaluations** occur during project/programme implementation to improve performance and assess compliance.
- **Summative evaluations** occur at the end of project/programme implementation to assess effectiveness and impact.
- **Midterm evaluations** are formative in purpose and occur midway through implementation. For projects/ programmes that run for longer than 24 months, some type of midterm assessment, evaluation or review is usually required by the donor. Typically, this does not need to be independent or external, but may be according to specific assessment needs.
- **Final evaluations** are summative in purpose and are conducted (often externally) at the completion of project/programme implementation to assess how well the project/programme achieved its intended objectives.
- **Ex-post evaluations** are conducted some time after implementation to assess long-term impact and sustainability.

2. According to who conducts the evaluation.

- **Internal or self-evaluations** are conducted by those responsible for implementing a project/programme. They can be less expensive than external evaluations and help build staff capacity and ownership. However, they may lack credibility with certain stakeholders, such as donors, as they are perceived as more subjective (biased or one-sided). These tend to be focused on learning lessons rather than demonstrating accountability.
- **External or independent evaluations** are conducted by evaluator(s) outside of the implementing team, lending it a degree of objectivity and often technical expertise. These tend to focus on accountability.
- **Participatory evaluations** are conducted with the beneficiaries and other key stakeholders, and can be empowering, building their capacity, ownership and support. (Section 2.2.2 discusses further the use of participation in M&E.)
- **Joint evaluations** are conducted collaboratively by more than one implementing partner, and can help build consensus at different levels, credibility and joint support.

3. According to evaluation technicality or methodology.

- **Real-time evaluations (RTEs)** are undertaken during project/ programme implementation to provide immediate feedback for modifications to improve ongoing implementation. Emphasis is on immediate lesson learning over impact evaluation or accountability. RTEs are particularly useful during emergency operations, and for example are required by IRCS in the first three months of emergency operations that are more than nine months in length or plan to reach 100,000 people or more.
- **Meta-evaluations** are used to assess the evaluation process itself. Some key uses of meta-evaluations include: take inventory of evaluations to inform the selection of future evaluations; combine evaluation results; check compliance with evaluation policy and good practices; assess how well evaluations are disseminated and utilized for organizational learning and change, etc.
- **Thematic evaluations** focus on one theme, such as gender or environment, typically across a number of projects, programmes or the whole organization.
- **Cluster/sector evaluations** focus on a set of related activities, projects or programmes, typically across sites and implemented by multiple organizations (e.g. National Societies, the United Nations and NGOs).
- **Impact evaluations** focus on the effect of a project/ programme, rather than on its management and delivery. Therefore, they typically occur after project/ programme completion during a final evaluation or an ex-post evaluation. However, impact may be measured during project/ programme implementation during longer projects/ programmes and when feasible.

Summary: A Comparison between Monitoring and Evaluation

	Monitoring	Evaluation
Timing: When is it done?	Continuous throughout the project	Periodic review at significant point in project progress – end of project, midpoint of project, change of phase
Scope: What information is collected?	Day to day activities, outputs, indicators of progress and change	Assess overall delivery of outputs and progress towards objectives and goal
Main participants: Who does it?	Project staff, project users	External evaluators / facilitators, project users, project staff, donors
Process: How is it done?	Regular meetings, interviews, monthly, quarterly reviews, etc.	Extraordinary meetings, additional data collection exercises etc.
Written outputs: What is produced?	Regular reports and updates to project users, management and donors	Written report with recommendations for changes to project – presented in workshops to different stakeholders
How are the results used?	To improve quality of implementation and adjust planning. As input to evaluation.	To judge the impact on the target population; adjust objectives; decide about the future of the programme

Why is M&E Important

Monitoring and Evaluation is important because:

- it provides the only consolidated source of information showcasing project progress;
- it allows actors to learn from each other's experiences, building on expertise and knowledge;
- it often generates (written) reports that contribute to transparency and accountability, and allows for lessons to be shared more easily;
- it reveals mistakes and offers paths for learning and improvements;
- it provides a basis for questioning and testing assumptions;
- it provides a means for agencies seeking to learn from their experiences and to incorporate them into policy and practice;
- it provides a way to assess the crucial link between implementers and beneficiaries on the ground and decision-makers;
- it adds to the retention and development of institutional memory;
- it provides a more robust basis for raising funds and influencing policy.

Section 2: The M&E System

The M&E system provides the information needed to assess and guide the project strategy, ensure effective operations, meet internal and external reporting requirements, and inform future programming.

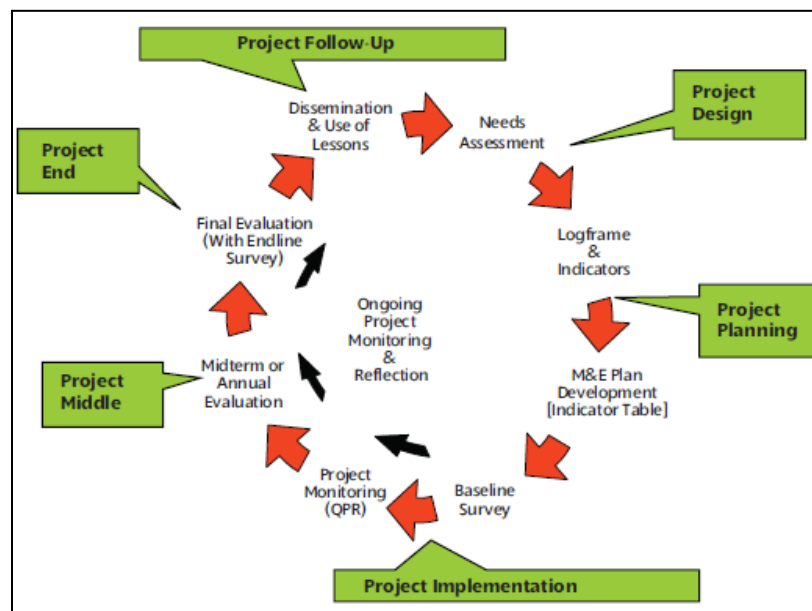
A functional M&E system provides a continuous flow of information that is useful **internally** and **externally**.

–The internal use of information on progress, problems, and performance is a crucial management tool that helps managers ensure that specific targets are met

–The information from an M&E system is also important to those outside the organization who are expecting results, wanting to see demonstrable impacts

M&E should be an integral part of project design and also part of project implementation and completion. It is therefore important to understand the key stages of the project life cycle and how an M&E system corresponds to this (see Figure 1).

Figure 1: M&E and the Project Life Cycle



What is the Project Life Cycle?

The **Project Life Cycle** refers to a logical sequence of activities to accomplish the project's goals or objectives. A project passes through different operational stages in its life, completing a cycle starting from its design and ending upon its conclusion. Every project, whether large or small, passes through four stages of project management. It is important to understand the characteristics of these four key areas.

Stage 1 Design - Starting the Project

The stage involves determining the nature and scope of the project, generating, evaluating and framing the business case for the project and the general approach to performing it, and agreeing to prepare a detailed Project Plan. Any deficiencies should be reported and a recommendation should be made to fix them. If this stage is not performed well, it is unlikely that the project will be successful in meeting the business' needs.

This stage should include a plan that covers the following areas:

- analyzing the business needs/requirements in measurable goals
- reviewing of the current operations
- financial analysis of the costs and benefits including a budget
- stakeholder analysis, including users, and support personnel for the project
- project charter including costs, tasks, deliverables, and schedule

Outputs from this stage may include approval to proceed to the next stage, documentation of the need for the project, and rough estimates of time and resources to perform it, and an initial list of people who may be interested in, involved with or affected by the project.

Stage 2 Planning - Organizing and Preparing

After the design stage, the next step is the Planning stage in which the project is planned to an appropriate level of detail. This stage involves developing a plan that specifies the desired results: the work to do; the time, the cost and other resources required; and a plan for how to address key project risks. As with the first stage, a failure to adequately plan greatly reduces the project's chances of successfully accomplishing its goals.

The steps usually taken in Project Planning consists of;

- developing the scope statement;
- selecting the planning team;
- identifying deliverables and creating the work breakdown structure;
- identifying the activities needed to complete those deliverables and networking the activities in their logical sequence;
- estimating the resource requirements for the activities;
- estimating time and cost for activities;
- developing the schedule;
- developing the budget;
- identification of key assumptions and risks, risk mitigation planning;
- gaining formal approval to begin work.

Outputs from this stage include a Project Plan documenting the intended project results and the time, resources and supporting processes to help create them, along with all the other controls that the project needs, such as for risk management.

Stage 3 Implementation - Carrying Out the Work

The Implementation phase consists of the processes used to complete the work defined in the project plan to accomplish the project's requirements. The Implementation process involves coordinating people and resources, as well as integrating and performing the activities of the project in accordance with the project management plan. The deliverables are produced as outputs from the processes performed as defined in the project management plan and other frameworks that might be applicable to the type of project at hand.

The main processes in the Implementation phase include:

- Acquire human and other resources (such as equipment, office etc..)
- Carry out project activities,
- Quality assurance
- Develop and manage Project team
- Effective internal and external communication
- Manage stakeholders
- Test the deliverables against the initial design

Outputs from this stage may include project progress reports, financial reports and further detailed plans.

Stage 4 Conclusion - Closing the Project

This stage involves assessing the project results, obtaining customer approvals, assigning project team members to new work, closing financial accounts and conducting a post-project evaluation. Closing includes the formal acceptance of the project and the ending thereof. Administrative activities include the archiving of the files and documenting lessons learned.

This phase consists of:

- **Contract closure:** Complete and settle each contract (including the resolution of any open items) and close each contract applicable to the project or project phase.
- **Project close:** Finalize all activities across all of the process groups to formally close the project or a project phase

Outputs from this stage may include final, accepted and approved project results and recommendations and suggestions for applying lessons learned from this project to similar efforts in the future.

The Key Components of an M&E System

In conclusion, an M&E system is built on the parameters of a project such as;

- the overall goal of the project or the desired change you wish to bring about or the effect you want to happen;
- the beneficiaries the project aims to benefit;
- the hypotheses or assumptions of the project and how these connect the project objectives to project activities or interventions;
- the scope and size of the project;
- the capacity for M&E and the extent of participation;
- the duration of the project;
- the overall budget of the project.

Therefore, each project will have different M&E needs and these will be dependent on; the context in which the project operates; the capacity of the implementing team; the requirements of the donor. These needs should be identified when preparing an M&E plan and the methods, procedures and tools used to meet them coordinated accordingly. In doing this, resources will be conserved and planning of M&E activities streamlined.


The foundation on which an M&E system is built consists of four key components; the Problem Analysis Framework, the Logframe or Logical Framework, the M&E Plan or Indicator Matrix and the Data Collection and Analysis Plan. A further two components Reporting and Utilization and M&E Staffing and Capacity Building which are integral and important are also discussed.

These components play a vital role in M&E planning and answer the following questions;

1. What does the project want to change and how?
2. What are the specific objectives to achieve this change?
3. What are the indicators and how will they measure this?
4. How will the data be collected and analyzed?

In the following section we shall discuss each of the key components in detail and exemplify how they contribute to the development of an M&E system.

Section 3: The Key Components of an M&E System



1. Problem (Causal) Analysis Framework

A problem (causal) analysis framework is essential to understanding key interventions and identifying the variables needed to assess the effects of the project. The analysis helps develop the hypothesis which the M&E system will test in order to determine whether the project's interventions and outputs contributed to the desired outcomes. In summary the analysis aims to identify the following:

1. The major problem and condition(s) that the project seeks to change
2. Factors that cause the condition(s)
3. Ways to influence the causal factors, based on hypotheses of the relationships between the causes and likely solutions
4. Interventions to influence the causal factors
5. The expected changes or desired outcomes (see Table 1).

The information needed to carry out the analysis should be based on careful study of local conditions and available data and in consultation with target beneficiaries, implementing partners, stakeholders and technical experts. This information should be obtained if available from needs assessments, feasibility studies, participatory rapid appraisals (PRAs), community mapping, and SWOT (strengths, weaknesses, opportunities, threats) analysis.

Problem (Causal) Analysis	Hypothesis Development	Project Design
Cause/Conditions Mothers do not know that unclean water will make infants sick (knowledge).	IF mothers are aware of the dangers of unclean water,	Interventions Educate mothers about the dangers of unclean water
Mothers believe that breast milk alone does not satisfy infants younger than 6 months (attitude).	AND that breast milk is nutritionally sufficient for infants younger than 6 months,	Educate mothers about the nutritional value of breast milk for infants younger than 6 months
Mothers are giving breast milk substitutes to infants younger than 6 months (practice).	THEN they will breastfeed their infant exclusively to avoid exposure to unclean water,	Desired Outcomes Increased breastfeeding of infants younger than 6 months
Problem High diarrhea rates among infants younger than 6 months	THEREBY contributing to reductions in diarrhea among infants younger than 6 months,	Reduced diarrhea among infants younger than 6 months
Consequence High rates of infant mortality	THEREBY contributing to reductions in infant mortality	Overall Goal Reduce infant mortality

The framework presented in Table 1 hypothesizes that mothers will breastfeed their infants once they learn about the dangers of unclean water. However, if mothers are not breastfeeding for other reasons, such as cultural norms or working away from home, then different interventions are needed. In effect, the M&E system tests the hypotheses to determine whether the project's interventions and outputs contributed to the desired outcomes.

Please note that other forms of analysis exist which can achieve the same outcomes and the one you choose to implement should be familiar to you. Included on this list are **problem analysis techniques**, such as problem trees, the methodology this uses is to isolate conditions and consequences that help identify objectives and strategies, and **theory of change analysis**, which uses backwards mapping to identify conditions required to bring about desired outcomes.

2. Log frame or Logical Framework

The log frame or logical framework is an important project management tool which illustrates the conceptual foundation upon which a projects M&E system is built. It involves identifying strategic elements (inputs, outputs, activities, outcomes, impact) and their causal relationships, indicators, and the assumptions of risks that may influence success and failure. It thus facilitates planning, execution, and monitoring and evaluation of an intervention.

The logframe is a matrix made up of columns and rows which specifies the project **objectives**, what you are trying to achieve and, the project **indicators**, how the achievement will be measured. The project **objectives and indicators** are assessed against the project **inputs, outputs, outcomes and impact (goal)** and it is important to understand the difference between these. In table 1 the key terms and components of a classic 4x5 logframe matrix are presented and the terms defined.

The core of the Logical Framework is the "temporal logic model" that runs through the matrix. This takes the form of a series of connected propositions:

- If these Activities are implemented, and these Assumptions hold, then these Outputs will be delivered
- If these Outputs are delivered, and these Assumptions hold, then this Outcome will be achieved.
- If this Outcome is achieved, and these Assumptions hold, then this Goal will be achieved.

In table 2 a completed logframe is presented with an example of an actual real life example.

Table 1: Definitions of key terms and components of Logframe

Project Objectives	Indicators	Means of Verification	Risks & Assumptions
<p>GOAL</p> <p>A broad statement of a desired, usually longer-term, outcome of a project. Goals express general project intentions and help guide the development of a project. Each goal has a set of related, specific objectives that, if met, will collectively permit the achievement of the stated goal.</p>	<p>Impact Indicator</p> <p>Quantitative or qualitative means to measure achievement or to reflect the changes connected to stated goal</p>	<p>Measurement method, data source, and data collection frequency for stated indicator</p>	<p>External factors necessary to sustain the long-term impact, but beyond the control of the project</p>
<p>OUTCOMES</p> <p>Set of beneficiary and population level changes needed to achieve the goal (usually knowledge, attitudes and practices, or KAP)</p>	<p>Outcome Indicator</p> <p>Quantitative or qualitative means to measure achievement or to reflect the changes connected to stated outcomes</p>	<p>Measurement method, data source, and data collection frequency for stated indicator</p>	<p>External conditions necessary if the outcomes are to contribute to achieving the goal</p>
<p>OUTPUTS</p> <p>The results of project activities; the direct products or deliverables of project activities, such as the number of HIV counseling sessions completed, the number of people served, the number of condoms distributed. Products or services needed to achieve the outcomes</p>	<p>Output Indicator</p> <p>Quantitative or qualitative means to measure completion of stated outputs (measures the immediate product of an activity)</p>	<p>Measurement method, data source, and data collection frequency for stated indicator</p>	<p>Factors out of the project's control that could restrict or prevent the outputs from achieving the outcomes</p>
<p>ACTIVITIES</p> <p>Actions taken or work performed through which inputs such as funds, technical assistance, and other types of resources are mobilized to produce specific outputs.</p>	<p>Process Indicator</p> <p>Quantitative or qualitative means to measure completion of stated activities, i.e., attendance at the activities</p>	<p>Measurement method, data source, and data collection frequency for stated indicator</p>	<p>Factors out of the project's control that could restrict or prevent the activities from achieving the outcomes</p>
<p>INPUTS</p> <p>Resources used to implement activities (financial, materials, human)</p>	<p>Input Indicator</p> <p>Quantitative or qualitative means to measure utilization of stated inputs (resources used for activities)</p>	<p>Measurement method, data source, and data collection frequency for stated indicator</p>	<p>Factors out of the project's control that could restrict or prevent access to the inputs</p>

An example of a completed logframe is given below in table 2:

Table 2: Completed Logframe Matrix

Project Objectives	Indicators	Means of Verification	Risks/Assumptions
Goal Improve the health in target communities in FATA Districts, KPK, by reducing the incidence of polio	Impact Indicator G1 percent of children younger than 5 who died from polio (child mortality rate)	1. Household survey 2. Medical clinic records	Security/political situation in FATA Districts remains stable and allows for project implementation
Outcome 1 Increased immunization of children less than one-year old in target communities	Outcome Indicator 1.a percent of children under 1 year who are fully immunized for polio (immunization coverage)	1. Household survey 2. Vaccine records	Community acceptance of polio vaccine
Output 1.1 Polio Immunization Awareness workshop (and people participation)	Output Indicator 1.1a. number of caretakers participating in Polio Immunization Awareness workshops	1. Workshop attendance roster 2. Focus group	Community capacity to participate in project is not compromised by other development initiatives within the community, natural disaster, and so on.
Activity A.1 Translation of polio immunization booklets	Process Indicator A.1a number of polio immunization booklets translated	Inventory of translated booklets	
Input I.1 Polio immunization booklets, trainers, facilities, and so on	Input Indicator I.1a number of polio immunization booklets printed	Warehouse inventory for booklets and printing receipts	

3. Indicators and M&E Plan (Indicator Matrix)

Indicators

Indicators are defined as quantitative or qualitative variable that provides a valid and reliable way to measure achievement, assess performance, or reflect changes connected to an intervention. Indicators help in observing and measuring the actual results as compared to the expected results. Indicators help by generating information and or data, which are required to guide effective actions. An indicator is neutral in nature and does not embed any direction or target. A bowing treetop is an indicator of the wind, an indicator does not require indicating the direction or extent to which a tree top should bow down.

Effective indicators are a critical logframe element. Technical expertise is helpful, and before indicators are finalized, it is important to jointly review them with key implementers to ensure that they are realistic and feasible and meet user informational need.

It is also important to understand the logframe's hierarchy of indicators. For instance, it is usually easier to measure lower-level indicators such as the number of workshop participants, whereas the higher-level indicators, such as behavioural change, typically require more analysis and synthesis of information. This affects the M&E data collection methods and analysis and has implications for staffing, budgets, and timeframe.

When designing indicators the following questions should be considered;

Are the indicators relevant, measurable, achievable and time-bound? Indicators should be easy to interpret and explain, timely, cost-effective, and technically feasible. Each indicator should have validity (be able to measure the intended concept accurately) and reliability (yield the same data in repeated observations of a variable).

Are there international or industry standard indicators? For example, indicators developed by the United Nations Millennium Development Goals (eg: Achieve Universal Primary Education, Reduce Child Mortality), and the Demographic and Health Surveys have been used and tested extensively. Other indicators include those developed by the Sphere Project and the Humanitarian Accountability Partnership (HAP).

Are there indicators required by the donor, grant or program? This can be especially important if the project-level indicator is expected to roll up to a larger accountability framework at the program level.

Are there secondary indicator sources? It may be cost-effective to adopt indicators for which data have been or will be collected by government departments, private sector, international agency or other NGO's, and so on.

M&E Plan (Indicator Matrix)

The M&E plan (indicator matrix) is a vital tool for planning and managing data collection, analysis and use. It expands the logframe to identify key information requirements for each indicator and summarizes the key M&E tasks for the project. The M&E plan is also known as the indicator matrix, indicator planning matrix or data collection plan.

Table 3: The M&E Plan (Indicator Matrix)

Definition of Indicators						
Indicators	Indicator Definition	Methods/Sources	Frequency/Schedules	Persons Responsible	Data Analysis	Information Use
Indicators can be either quantitative (numeric) or qualitative (descriptive observations) and are typically taken directly from the logframe.	Define key terms in indicator for precise measurement and explain how the indicator will be calculated, i.e., the numerator and denominator of a percent measure; also note any disaggregation i.e., by sex, age, or ethnicity	Identify information sources and data collection methods/tools Indicate whether data collection tools (surveys, checklists) exist or need to be developed	Identify how often the data will be collected, monthly, quarterly, or annually List start-up and end dates for data collection and deadlines to develop tools	Identify the people responsible and accountable for data collection/analysis List each person's name and position title to ensure clarity in case of personnel changes	Describe process for compiling and analyzing data, i.e., statistical analysis	Identify intended audience and use of data, i.e., monitoring, evaluation, or reporting to policy makers or donors State ways the findings will be formatted and disseminated

The indicator matrix consists of the following key components;

Indicators: The indicators provide clear statements of the precise information needed to assess whether proposed changes have occurred. Indicators can be either quantitative (numeric) or qualitative (descriptive observations). Typically the indicators in an indicator matrix are taken directly from the logframe.

Quantitative indicators are measuring units such as number, frequency, percentile, ratio etc. (For example the number of human rights violations, ratio of women-to-men in decision-making positions in the government.)

Qualitative indicators are subjective in nature and indicate presence or absence of certain conditions, extent of quality or comparison with some established standards. Qualitative indicators are used for assessing opinions, judgments or perceptions. (For example, the level of satisfaction project beneficiaries show on the quality of educational services provided by the government).

Indicator Definitions: Each indicator needs a detailed definition of its key terms, including an explanation of specific aspects that will be measured (such as who, what, and where the indicator applies). The definition should explain precisely how the indicator will be calculated, such as the numerator and denominator of a percent measure. This column should also note if the indicator is to be disaggregated by sex, age, ethnicity, or some other variable.

Methods/Sources: This column identifies sources of information and data collection methods or tools, such as use of secondary data, regular monitoring or periodic evaluation, baseline or endline surveys, PRA, and focus group discussions. This column should also indicate whether data collection tools (questionnaires, checklists) are pre-existing or will need to be developed. Note that the logframe column on “Means of Verification” may list a source or method, i.e., “household survey,” the M&E plan requires much more detail, since the M&E work will be based on the specific methods noted.

Frequency/Schedules: This column states how often the data for each indicator will be collected, such as monthly, quarterly, or annually. It is often useful to list the data collection timing or schedule, such as start-up and end dates for collection or deadlines for tool development. When planning for data collection timing, it is important to consider factors such as seasonal variations, school schedules, holidays, and religious observances (i.e., Ramadan).

Persons Responsible: This column lists the people responsible and accountable for the data collection and analysis, i.e., community volunteers, field staff, project managers, local partner/s, and external consultants. In addition to specific people’s names, use the position title to ensure clarity in case of personnel changes. This column is useful in assessing and planning for capacity building for the M&E system.

Data Analysis: This column describes the process for compiling and analyzing the data to gauge whether the indicator has been met or not. For example, survey data usually require statistical analysis, while qualitative data may be reviewed by research staff or community members.

Information Use: This column identifies the intended audience and use of the information. For example, the findings could be used for monitoring project implementation, evaluating the interventions, planning future project work, or reporting to policy makers or donors. This column should also state ways that the findings will be formatted (e.g., tables, graphs, maps, histograms, and narrative reports) and disseminated (e.g., Internet Web sites, briefings, community meetings, listservs, and mass media).

The indicator matrix should be developed in conjunction with those who will be using it. Completing the matrix requires in-depth knowledge of the project and its context and this information is best provided by the local project team and partners. This involvement has the benefit of improving data quality because they will understand better what data they are to collect and how they will collect them. Table provides a sample format for an indicator matrix, with column definitions in the first row and a sample indicator in the second row.

Table 4: Example of an M&E Plan (Indicator Matrix)

Indicators	Indicator Definition	Methods/ Sources	Frequency/ Schedules	Persons Responsible	Data Analysis	Information Use
<p>Example Outcome 1a. Percent of children younger than one-year old who are fully immunized for polio (immunization coverage)</p>	<p>1. Children refer to age between 3 days and 1 year</p> <p>2. Fully immunized for polio refers to getting polio immunization vaccine according to MOH standards (1st dose at any time after birth, 2nd dose at 1-2 months later, 3rd dose at 6-12 months after second vaccination)</p> <p>3. Numerator: number of fully immunized children in the community Denominator: Total number of children in the community per defined age category</p>	<p>1. Endline randomized household survey</p> <p>2. Community focus group discussions</p> <p>3. Community key informant interviews</p>	<p>External Evaluation Team</p>	<p>1. Endline survey depends on the project timeline</p> <p>2. School Focus Group Discussions (FGDs): teachers, students, and administration at the end of the project</p> <p>3. Beginning of data collection according to the project timeline</p> <p>4. Endline survey questionnaire pending depends on the project timeline</p>	<p>1. Project management team during project reflection meeting</p> <p>2. Post-project meeting with implementing partners facilitated by project manager</p>	<p>1. Project implementation and decision making with community</p> <p>2. Monitoring process of project with management of implementing partners</p> <p>3. Impact evaluation to justify intervention to Ministry of Health and donors</p>

4. Data Collection and Data Analysis

Data can be gathered and collected from a variety of sources using a variety of methods. Some methods are hands-on and highly participatory, while others are more exclusive and rely on the opinion of one or two specialist sources. In most cases, it is best to use more than one data collection method. The process of identifying quality data sources and developing data collection methods can be broken down into four sub-steps.



I. Identify potential data sources

For each selected performance indicator, explore what data sources are available (or might be available if the indicators are conceptualized in different ways). Only indicators for which it is feasible to collect data should be used.

Determining appropriate potential sources of data will require conversations with people knowledgeable about various data sources (partners, government officials, statistical experts or service providers, survey organizations, university research centers, etc.). These contacts will help you to understand:

- What data are already being collected
- Whether existing data would be appropriate for an indicator
- Whether the indicators are relevant and feasible for the situation
- What alternatives may work

If there are no feasible or reliable sources available, then consider proxy indicators for which good data will be available. Major sources of data and information for project monitoring and evaluation include;

- **Secondary Data.** Useful information can be obtained from other research, such as surveys and other studies previously conducted or planned at a time consistent with the project's M&E needs, in-depth assessments, and project reports. Secondary data sources include government planning departments, university or research centres, international agencies, other projects/programs working in the area, and financial institutions.
- **Sample Surveys.** A survey based on a random sample taken from the beneficiaries or target audience of the project is usually the best source of data on project outcomes and effects. Although surveys are laborious and costly, they provide more objective data than qualitative methods. Many donors expect baseline and endline surveys to be done if the project is large and alternative data are unavailable.
- **Project output data.** Most projects collect data on their various activities, such as number of people served and number of items distributed.
- **Qualitative studies.** Qualitative methods that are widely used in project design and assessment are: participatory rapid appraisal, mapping, key informant interviews, focus group discussions, and observation.

- **Checklists.** A systematic review of specific project components can be useful in setting benchmark standards and establishing periodic measures of improvement.
- **External assessments.** Project implementers as well as donors often hire outside experts to review or evaluate project outputs and outcomes. Such assessments may be biased by brief exposure to the project and over-reliance on key informants. Nevertheless, this process is less costly and faster than conducting a representative sample survey and it can provide additional insight, technical expertise, and a degree of objectivity that is more credible to stakeholders.
- **Participatory assessments.** The use of beneficiaries in project review or evaluation can be empowering, building local ownership, capacity, and project sustainability. However, such assessments can be biased by local politics or dominated by the more powerful voices in the community. Also, training and managing local beneficiaries can take time, money, and expertise, and it necessitates buy-in from stakeholders. Nevertheless, participatory assessments may be worthwhile as people are likely to accept, internalize, and act upon findings and recommendations that they identify themselves.

II. Generate data collection options

There are a number of data collection methods available. Some of the most commonly used methods are:

- **Structured interview (Closed-ended).** A technique for interviewing that uses carefully organized questions that only allow a limited range of answers, such as “yes/no,” or expressed by a rating/number on a scale. Replies can easily be numerically coded for statistical analysis.
- **Community interviews/meeting.** A form of public meeting open to all community members. Interaction is between the participants and the interviewer, who presides over the meeting and asks questions following a prepared interview guide.
- **Direct observation.** A record of what observers see and hear at a specified site, using a detailed observation form. Observation may be of physical surroundings, activities, or processes. Observation is a good technique for collecting data on behavior patterns and physical conditions.
- **Focus group discussions.** Focused discussion with a small group (usually 8 to 12 people) of participants to record attitudes, perceptions, and beliefs pertinent to the issues being examined. A moderator introduces the topic and uses a prepared interview guide to lead the discussion and elicit discussion, opinions, and reactions.
- **Key informant interview.** An interview with a person having special information about a particular topic. These interviews are generally conducted in an open-ended or semi-structured fashion.
- **Laboratory testing.** Precise measurement of specific objective phenomenon, for example, infant weight or water quality test.
- **Mini-survey.** Data collected from interviews with 25 to 50 individuals, usually selected using non-probability sampling techniques. Structured questionnaires with a limited number of closed-ended questions are used to generate quantitative data that can be collected and analyzed quickly.
- **Most significant change (MSC).** A participatory monitoring technique based on stories about important or significant changes, rather than indicators. They give a rich picture of the impact of

development work and provide the basis for dialogue over key objectives and the value of development programs.

- **Semi structured interview (Open-ended).** A technique for questioning that allows the interviewer to probe and follow up topics of interest in depth (rather than just “yes/no” questions).
- **Participant observation.** A technique first used by anthropologists; it requires the researcher to spend considerable time with the group being studied (days) and to interact with them as a participant in their community. This method gathers insights that might otherwise be overlooked, but is time-consuming.
- **Participatory rapid appraisal (PRA).** This uses community engagement techniques to understand community views on a particular issue. It is usually done quickly and intensively – over a 2 to 3 week period. Methods include interviews, focus groups, and community mapping.
- **Questionnaire.** A data collection instrument containing a set of questions organized in a systematic way, as well as a set of instructions to the enumerator/interviewer about how to ask the questions (typically used in a survey).
- **Rapid appraisal (or assessment).** A quick cost-effective technique to gather data systematically for decision-making, using qualitative and quantitative methods, such as site visits, observations, and sample surveys. This technique shares many of the characteristics of participatory appraisal (such as triangulation and multi-disciplinary teams) and recognizes that indigenous knowledge is a critical consideration for decision-making.
- **Self-administered survey.** Written surveys completed by the respondent, either in a group setting or in a separate location. Respondents must be literate (for example, it can be used to survey teacher opinions).
- **Statistical data review.** A review of population censuses, research studies, and other sources of statistical data.
- **Survey.** Systematic collection of information from a defined population, usually by means of interviews or questionnaires administered to a sample of units in the population (e.g., person, beneficiaries, and adults).
- **Visual techniques.** Participants develop maps, diagrams, calendars, timelines, and other visual displays to examine the study topics. Participants can be prompted to construct visual responses to questions posed by the interviewers, for example, by constructing a map of their local area. This technique is especially effective where verbal methods can be problematic due to low literate or mixed language target populations or in situations where the desired information is not easily expressed in either words or numbers.
- **Written document review.** A review of documents (secondary data) such as project records and reports, administrative databases, training materials, correspondence, legislation, and policy documents.

III. Select data collection option

The best data collection systems are designed to be as simple as possible – not too time consuming, not unreasonably costly, but able to provide you with good information at a frequency that meets your management needs.

Therefore, take **practicality** into account when selecting a data collection tool. Consider the level of effort and resources required to develop the data collection tool and analyze the data. Also think about how often and at what point during the management cycle the data will be available for use, and the conditions in the environment in which you operate.

For example, if data of adequate quality are already collected routinely by a secondary source, costs may be minimal. If primary data have to be collected at your expense, costs will be higher – how much higher will depend on the scope, method, and frequency of the data collection. A survey, for example, may cost several hundred thousand rupees, whereas a rapid appraisal would be much less expensive. The below table 5 lists some factors and related questions to consider when selecting an appropriate method.




Table 5: Factors to Consider in Selecting a Data Collection Method

Factor	Questions to Consider
Cost	What is a reasonable cost for the team to incur for collecting the data? Some low cost data collection methods limit the type of information that can be collected
Speed	How much time is available and reasonable for data collection and processing? How will shorter collection times impact other data characteristics - accuracy/level of detail?
Geographic Diversity	What is the geographic area impacted by the program? How can data be effectively collected in hard-to-reach or widely-dispersed geographic areas?
Demographic Diversity	How much diversity is present in the target audience (e.g., income, size of organization, ethnicity)? A diverse population whose target audience is non homogeneous on one or more factors may require a bigger sample size to capture impact accurately.
Level of Accuracy	How accurate should the data be? How accurate are the local government statistics? How do you balance level of accuracy against the cost of collecting data?
Reliability	Can comparable data be collected using this same method in the future?
Frequency	How often are the data to be collected? How does this impact data collection in terms of staff/partner resources and costs associated with collecting the data?

IV. Develop data collection tools

Once data collection methods are chosen you will need to develop tools to collect the data. Below in Table 6 guidelines for developing and using several of these tools are presented.

Table 6: Guidelines for Developing and Using Data Collection Tools

Collection Method	Tool	Guidelines
Individual and Group Interviews (In-depth, Key Informant Interviewss (KIIs), focus groups discussion (FGDs), Community interviews, informal surveys, etc)	<ul style="list-style-type: none"> • Guidelines, checklists 	<ul style="list-style-type: none"> • Define the problem and formulate the research question • Identify the sample population for the study • Generate and pre-test the interview guide • Finalise the sample • Conduct the interviews, meetings, focus groups, survey, etc. • Analyze data and share the results with stakeholders
Case study	<ul style="list-style-type: none"> • Guidelines, Checklists 	<ul style="list-style-type: none"> • Define the problem and formulate the scope and objective of the query with specific attention toward the nature and context of subject • Identify samples to be used in the study. They should address the representational needs of the range of data being evaluated and show the relevance of the study • Select the type of case most appropriate to the needs of the program • Collect the data to be analyzed through a combination of sources • Analyze the data, accounting for rival explanations, reproduction of findings, internal validity, plausibility, ability to generalize, and overall coherence • Evaluate the results regarding ability to generalize and internal data validity • Write the report and share the findings
Surveys	<ul style="list-style-type: none"> • Questionnaire 	<ul style="list-style-type: none"> • Define the areas of evaluation and develop applicable questions • Establish a survey plan • Develop a sampling protocol that includes a well thought out method of data collection, sampling techniques and method of analysis • Develop the questionnaire • Field test the questionnaire, individual questions and the time it takes to administer the test • Distribute the questionnaire to respondents with a return date. • Provide a follow-up contact with non-respondents • Analyze data and share the results with stakeholders

V. Data Analysis Plan

A data analysis plan should identify:

When data analysis will occur. It is not an isolated event at the end of data collection, but an ongoing task from project start. Data analysis can be structured through meetings and other forums to coincide with key project implementation and reporting benchmarks.

To what extent analysis will be quantitative and/or qualitative, and any specialized skills and equipment required for analysis.

Who will do the analysis, i.e., external experts, project staff, beneficiaries, and/or other stakeholders.

If and how subsequent analysis will occur. Such analysis may be needed to verify findings, to follow-up on research topics for project extension and additional funding, or to inform future programming.

5. Utilization and Reporting

Collecting information on project activities and achievements can serve many important functions, such as improving the quality of services; ensuring accountability to beneficiaries, donors, and other stakeholders; and advancing learning. Project reporting is closely related to M&E work, since data are needed to support the major findings and conclusions presented in a project report. Often the focus and frequency of M&E processes are determined by reporting requirements and schedules.

Practical considerations in information reporting and utilization planning include:

- Design the M&E communication plan around the information needs of the users: The content and format of data reports will vary, depending on whether the reports are to be used to monitor processes, conduct strategic planning, comply with requirements, identify problems, justify a funding request, or conduct an impact evaluation.
- Identify the frequency of data reporting needs: For example, project managers may want to review M&E data frequently to assess project progress and make decisions, whereas donors may only need data once or twice a year to ensure accountability.
- Tailor reporting formats to the intended audience: Reporting may entail different levels of complexity and technical language; the report format and media should be tailored to specific audiences and different methods used to solicit feedback.
- Identify appropriate outlets and media channels for communicating M&E data: Consider both internal reporting, such as regular project reports to management, and progress reports to donors, as well as external reporting, such as public forums, news releases, briefings, and Internet Web sites.

6. M&E Staffing and Capacity Building

Staffing is a special concern for M&E work because it demands special training and a combination of research and project management skills. Also, the effectiveness of M&E work often relies on assistance from staff and volunteers who are not M&E experts. Thus, capacity building is a critical aspect of implementing good M&E work.

Suggestions for ensuring adequate M&E support are to:

- Identify the various tasks and related skills needed, such as adequate data collection systems in the field, research design, and data entry and analysis
- Assess the relevant skills of the project team, partner organizations, and the community beneficiaries themselves
- Specify to what extent local stakeholders will or will not participate in the M&E process
- Assign specific roles and responsibilities to team members and designate an overall M&E manager
- Recruit consultants, students, and others to fill in the skill gaps and special needs such as translation, statistical analysis, and cultural knowledge
- Identify the topics for which formal training is needed and hold training sessions

- Encourage staff to provide informal training through on-the-job guidance and feedback, such as commenting on a report or showing how to use computer software programs

CHAPTER 2

MONITORING AND EVALUATION POLICY

M&E POLICY of [Hari Welfare Association]

- A. **HWA** is committed to ensure transparency, accountability and effectiveness in all its development efforts, projects and programs.
- B. To ensure transparency, accountability and effectiveness, **HWA** requires its management to establish and strengthen an M&E function at organizational level.
- C. **HWA** endorses allocating necessary human and capital resources required for establishment and proper functioning of its M&E function.
- D. **HWA** firmly believes that our program management practices should be guided by certain M&E Principles. **HWA** requires its management to adhere to these principles.

These **M&E Principles** are;

Relevance:

- the projects have clearly identified their target beneficiaries
- the projects are meeting the real needs of target beneficiaries
- the projects ensure that the real needs are met in required magnitude

Effectiveness:

- the project results represent the most desirable changes in the lives of the target beneficiaries
- the intervention logic is defined correctly
- the project outputs are significantly contributing towards the project purpose
- the project inputs are identified correctly

Efficiency:

- the project inputs are organized and utilized efficiently to ensure best value for money (the project benefits reach to the maximum beneficiaries by utilizing the available resources)
- the project inputs are the best available resources to achieve the desired results
- the project targets are achieved on planned timelines

Impact

- the project is contributing towards the solution of the subject problem
- the project is contributing towards the long-term goals
- the changes caused or influenced by the project sustain after the life of the projects

Sustainability:

- the project beneficiaries and partners are enabled to sustain and augment the changes caused or influenced by the project
- the reforms pursued by the project in policies, administrative structures, systems, processes and practices are institutionalized within respective entities.

- the project is not producing any changes (intentionally or un-intentionally), which are harmful for the target beneficiaries and the society at large.

Learning & Sharing:

- the key learning points are recorded and used for programmatic decisions for adequate alterations/ adjustments in the design and implementation of intended efforts
- the stakeholders especially beneficiaries are kept informed about relevant achievements, failures, changes and decisions.

Inclusion and participation:

- the stakeholders especially beneficiaries are included in designing, planning and implementation processes.
- no team member is excluded from management processes on the basis of religious, ethnic, sectarian or any other identity.
- no potential beneficiary is excluded from availing the benefits on the basis of religious, ethnic, sectarian or any other identity.

Accountability:

- the stakeholders especially beneficiaries are made part of the monitoring processes.
- A feedback/ complaint system is established and activated for the beneficiaries.
- responsibilities of stakeholders and staff are clearly identified in ways that cater to conflict of interest between implementation and monitoring roles.
- Reporting mechanisms are clearly established specifying the timelines and nature of required information.
- All programmatic decisions/ approvals are recorded adequately.

E. **HWA** believes that achieving results is the central thrust of our development efforts. **HWA** hence requires its M&E function to ensure continuous information gathering, assessment, analysis, learning and reporting around results.

F. **HWA** requires its management to constitute a Monitoring and Evaluation Committee (MEC). The Monitoring and Evaluation Committee will be custodian of **HWA** M&E function. The following Terms of References (ToRs) spell out the composition and responsibilities of **HWA** Monitoring and Evaluation Committee (annex 13).

CHAPTER 3

M&E POLICY:

STANDARD PROCEDURES AND METHODOLOGY

Standard Procedures and Methodology

Hari Welfare Association M&E system strives to attain procedures, which ensure effectiveness, transparency and accountability in to the program management practices at various stages of program cycle. The table below outlines a set of M&E procedures and identifies the type of information required to perform these procedures. Tentative timelines and responsibilities to perform these M&E procedures are also proposed, which may be appropriated as required.

#	M&E Procedure	Key tasks and guidelines	Frequency /Timeline	Responsibility
1	Preparing and updating M&E policy manual	<u>Step 1</u> Preparing to set up an M&E System Develop organization's long term (i.e. 5 years) LFM/ Results Framework ascertaining long term objectives and indicators.	Annual	Management through M&E Function
2	Approval of M&E Manual	Develop Performance Monitoring Framework supplementing organization's LFM/RF. This will require reviewing indicators, identifying baseline data, setting targets, identifying data sources, data collection methods, frequency of data collection and responsibilities for data collection.	Annual	BoD
3	Routine sharing of M&E manual with relevant staff	Constitute project monitoring teams. This may require hiring of new staff. In case of non-availability of monitoring staff (for example due to budgetary constraint), designate Monitoring Focal Person/s (MFP) from within the available team/ staff. It is important to ensure that the staff/ team members having a background in monitoring are designated as MFPs. Please note that;	As and When required	Management through M&E Function
4	Resourcing M&E function with dedicated staff and finances	Reporting line of the monitoring staff is separately drawn from the project supervision/ management line to avoid conflict of interest element.	As and When required	Management through BoD
5	Establishing program objectives (long and short term objectives)	the work-load of the designated MFPs is considered and appropriated accordingly. Terms of References for monitoring positions/ staff are clearly identified.	3 to 5 yearly	BoD and Management
6	Identification of quantitative and qualitative indicators to measure achievement of program objectives	Conduct orientation session/s to help the monitoring staff clearly understand HWA M&E policy and standard M&E procedures. Facilitate the inducted/ designated monitoring staff in clearly understanding their role to ensure an efficient implementation of HWA M&E policies and procedures, thereto.	3 to 5 yearly for program/ Project based	BoD and Management M&E Function
7	Identification of program interventions and activities	Facilitate monitoring team in understanding the intervention logic of project/s. It is very important to ensure that the monitoring team acquires an in-depth understanding of the results promised by the project/s. Develop/ review project based Performance Monitoring Frameworks. Developing Performance Monitoring Framework may also require development of data collection instruments specific to the needs of a particular project. The monitoring team is required to grasp the project specific monitoring requirements. The monitoring team is also required to identify and outline project specific M&E tasks and instruments as may be proposed or required by the project. Identify (project) specific reporting requirements. Discuss, understand and practice the reporting templates. Specify timelines and responsibilities to complete reporting requirements. Please note the following;	3 to 5 yearly for program/ Project based	BoD and Management/ M&E Function
8	Development of Results Framework based on its objectives, indicators and activities	The monitoring team is required to ensure that project specific monitoring tasks and instruments have interface with HWA performance monitoring framework. A set of sample monitoring instruments/ TEMPLATES is also attached with this manual. However, this	3 to 5 yearly for program/ Project based	BoD and Management/ M&E Function

9	Annual work planning based on results framework	may require addition, deletion or adaptation as per the project specific requirements. Keep stakeholders on board and seek their feedback while planning for implementation of M&E tasks/ procedures. Discuss M&E procedures and adopt/ adapt accordingly.	Annual	Project Team/s
10	Updating annual work plans on quarterly basis Note: It is advised that process and quality standards of activities are also identified.	Develop a monitoring plan which lists all the monitoring activities, timelines and the responsibilities to conduct these activities. Prepare/ review Annual Project Work-plan with quarterly break-down of targets and Annual Project Budget with quarterly break-down of amounts. Identify arrangements to carryout M&E activities. This will have cost implications. Align the cost of M&E activities with the project budget. <u>Step 2: Implementing an M&E system</u> (Gathering data/ information and analyzing)	Quarterly	Project Team/s
11	Development of annual monitoring and evaluation plan	Implement monitoring activities as per the plan. Start gathering required information using monitoring instruments. Make system to gather and consolidate information. The information which is gathered must be answering the following questions.	Annual	M&E Function
12	Updating annual monitoring plan on quarterly basis	To what extent the activities have taken place? To what extent the outputs have been produced and counted? What are the tangible outputs/ products produced by completing the activities? How much output targets have been achieved during the reporting period?	Quarterly	M&E Function
13	Establishing baseline in the beginning of program/ project	Who are the beneficiaries of these outputs/ products? If the outputs are benefitting the identified beneficiaries? How many people benefited from these outputs/ products (if the outputs are benefitting the desired <u>number of people</u>)? If the benefits are distributed equitably among women, men, minority, children etc? To what extent the outputs produced and counted satisfy inclusion and participation (of the genders, minorities, stakeholders, beneficiaries etc)		
14	Establishing Progress tracking system (manual/ automated) which produces measurable data	What are the changes created/ contributed by the outputs (if the outputs are causing desirable change in behaviors, attitudes, practices, skills, capacities etc)? What extent these changes are likely to contribute towards the project purpose/ intended outcome? To what extent, the outputs produced and counted seem contributing towards the change in the perceptions, attitudes, practices, skills etc?	Monthly/ Quarterly	M&E Function
15	Development of Performance Measurement Framework	To what extent, the indicators have moved from baseline towards the target? To what extent, the outputs produced seem contributing towards the outcome at large? Lessons about partnerships, successes and failures; what worked and what went wrong?	Project based	M&E Function
16	Reviewing and updating Performance Measurement Framework	Conduct any other monitoring activity deemed necessary such as special monitoring missions, case studies etc. <u>Step 3: Analyzing, Learning and Integrating lessons</u> Summarize the collected information and analyze the findings. Ensure that the information meets the needs of the management. Conduct reflection sessions and/ or review workshops for validation of collected information as well as collective learning.	Regularly/ quarterly	M&E Function
17	Data collection			M&E Function
18	Monitoring visits for verification of collected data	Generate recommendations for adoption of required changes/ alterations/ modifications. (this is very essential task since this helps in re-aligning our efforts for achievement of desirable/ intended results) Seek approval of the required changes/ modifications. Implement the changes/ modifications.		
19	Compiling/ consolidating/ collating		Required reporting	M&E Function

	progress against all plans	<p><i>Step 4: Reporting of results</i></p> <p>Plan for reporting results. This will require embedding the reporting requirements, timelines and responsibilities in to the project monitoring plans.</p> <p>Identify and know your audience. It is important to know the requirements and interests of the target audience, which will determine the purpose of reporting results. In general, results are mainly reported for accountability, advocacy (including awareness raising) and/ or participatory decision making purpose/s to seek financial support, commitment for action, cooperation and/ or improved coordination. The identification of the right purpose further guides us in knowing;</p> <p>What type of information (e.g. numeric or subjective) is required for desired reporting?</p> <p>How much information is required? (It is very important to limit our wish list. Since the information gathering involves time, efforts and resources, it should therefore be determined that how much information would suffice our reporting requirements)</p> <p>What writing style should be adopted or how to narrate the results?</p> <p>Form a team for reporting/ communicating results. Reporting/ communicating results in ways preferred by the target audience can earn back huge support/ response. This is recommended to pool multiple professional experts in to the reporting team. Involve people with skills in presenting statistical data, writing catchy narratives, formatting and most importantly people with ability to interpret results by drawing conclusions from M&E findings. (In case the organization does not have in-house capacity to pool the abovementioned skills, involve volunteer students, teachers and social workers).</p> <p>Raise consensus on M&E findings. Discuss the M&E findings with the stakeholders and reach to the agreed conclusions. This will help in enhancing the accuracy of the M&E findings.</p> <p>Draft narrative on performance against results. The narrative should be based on the agreed M&E findings. The narrative on results' performance may include the following <u>elements</u>.</p> <p>what was the main idea/ crux behind the output and how the output is linked with the project outcome/s</p> <p>progress on the output delivered (quantity, spatial coverage, beneficiaries etc)</p> <p>immediate effect of the output (how the output has contributed towards achieving the desired <u>change</u> e.g. change in behavior, practices, knowledge, skills, capacities etc)</p> <p>what are the examples to qualify reporting the <u>change</u></p> <p>If the outputs delivered took in to consideration the inclusion, gender balance, participation of and accountability to the beneficiaries and stakeholders?</p> <p>What are the activities performed to deliver these outputs, implementation methodology/ process</p> <p>User's perception on the quality and contribution of the output.</p> <p>Efficiency of resources invested</p> <p>Major learning outcomes (what went well and what went wrong)</p> <p>Note: it is important to understand that these are the generic elements of reporting results. The emphasis and order of these elements may vary in different reporting environments.</p> <p>Share narrative with the concerned team members and seek feedback. Incorporate the feedbacks, which enhance clarity of the narrative and presentation of the information to capture the interest of the target audience as well as serve the intended purpose.</p> <p>Finalize the narrative and share with the target audience.</p>	intervals	
20	Reporting key lessons to further improve program design and delivery		Quarterly	M&E Function
21	Periodic internal evaluations		Annual	M&E Function
22	External evaluations		Mid-term/ project End	Management and M&E Function
23	M&E Institutional Assessment of the organization		Annual	M&E Function with Program team/s

Results Framework/ LFA/ LFM (Template)

Intervention Logic	Objectively Verifiable Indicators (OVIs)	Means of Verification (MoVs)	Critical Assumptions and Risks
Goal/ Impact/ Ultimate Outcome			
Purpose/ Outcome/ Intermediate Outcomes			
Results/ Immediate Outcomes			
Outputs			

ANNUAL WORK PLAN (Template)

Year:

Start and end
Month:

Project Ref.	Activity Ref.	Description of activities	Unit of Measure	Total Target/s	Achieved Target/s	Remaining Target/s	This year's Target/s	Timeline				Annual Budget	Responsibility
								Qtr. 1	Qtr.2	Qtr.3	Qtr.4		
abc01	1.1	Activity 1.1											
abc01	1.2												
abc01	1.3												
abc01	1.4												
abc02	1.1												
abc02	1.2												
abc03	1.1												
abc03	1.2												
abc03	1.3												
abc03	1.4												
Total													

Comments (If any):

[Empty rectangular box]

Prepared By: _____

Verified / Approved by _____

Annex 2

QUARTERLY WORK PLAN (Template)

Quarter

Start and end

:

Month:

Project Ref.	Activity Ref.	Description of activities	Unit of Measure	Total Target/s	Achieved Target/s	Remaining Target/s	This Quarter's Target/s	Timeline			Quarterly Budget	Responsibility
								Month 1	Month 2	Month 3		
abc01	1.1											
abc01	1.2											
abc01	1.3											
abc01	1.4											
abc02	1.1											
abc02	1.2											
abc03	1.1											
abc03	1.2											
abc03	1.3											
abc03	1.4											
Total												

Comments (If any):

[Empty rectangular box]

Prepared By: _____

Verified / Approved by _____

Annex 3

Individual Monthly Work Plan (Template)

Employee Name	<input type="text"/>	Project	<input type="text"/>
Designation	<input type="text"/>	Supervisor / Line Manager	<input type="text"/>

Ref.	Activity (to be taken from quarterly workplan)	Sub Tasks	Mar-13																													Key Deliverable / Outputs							
			1	2	3	4	5	6	7	8	9	10	11	12	13	14	15	16	17	18	19	20	21	22	23	24	25	26	27	28	29		30	31					
			F	S	S	M	T	W	T	F	S	S	M	T	W	T	F	S	S	M	T	W	T	F	S	S	M	T	W	T	F		S	S					

	Weekend
	Gazetted / Public Holiday

Supervisor / Line Manager's Comments (If any):

Prepared By:	Verified / Approved by
---------------------	-------------------------------

Activity Processes and Quality Standards

Project title:

Activities	Steps	Quality Standard
Activity 1	Step 1	
	Step 2	
	Step 3	
	Step 4	
	Step 5	
Activity 2	Step 1	
	Step 2	
	Step 3	

Monitoring Plan

Project:

Project duration:

M&E Instrument/ activity (these are only examples)	Timeline (Mention dates/ week/month)	Responsibility
1. Review of LFM		
2. Record progress against Performance Monitoring Framework		
3. Update Results performance tracking sheet		
4. Prepare and review Monitoring plan		
5. Consolidate findings of Monitoring visit report		
6. Hold Quarterly review and planning meetings		
7. Prepare and submit Monitoring Note by EBME		
8. Monthly/ quarterly progress reporting		
9. Annual project work plan		
10. Quarterly project work plan		
11. Monthly Staff work plan		
12. Operational plan		
13. Develop and review Activity processes and Minimum Quality Standard		
14. Update Activity target tracking sheet		
15. Undertake M&E Capacity assessment		
16. Undertake Evaluation		

Monthly Activity Targets Tracking Sheet

Project Title:

Total Project Duration (Months):	
Reported Months:	
Remaining Months:	

Reporting

#	Activity	Unit	Total Target	Desired Rate/Month	Achieved	Current rate/Month	Still to be Achieved	Required Rate/Month	Rate of Achievement	Rate to be achieved	Responsibility
1.1				#DIV/0!		#DIV/0!	0	#DIV/0!	#DIV/0!	#DIV/0!	Lead
1.2				#DIV/0!		#DIV/0!	0	#DIV/0!	#DIV/0!	#DIV/0!	
				#DIV/0!		#DIV/0!	0	#DIV/0!	#DIV/0!	#DIV/0!	
				#DIV/0!		#DIV/0!	0	#DIV/0!	#DIV/0!	#DIV/0!	
				#DIV/0!		#DIV/0!	0	#DIV/0!	#DIV/0!	#DIV/0!	
				#DIV/0!		#DIV/0!	0	#DIV/0!	#DIV/0!	#DIV/0!	
				#DIV/0!		#DIV/0!	0	#DIV/0!	#DIV/0!	#DIV/0!	

Performance Measurement Framework (PMF)

(Template)

Project title:							
Project Start date:			Project End date:				
Geographical coverage of the project:							
Expected Results	Indicators	Baseline	Targets	Data Source	Data Collection Method	Frequency	Responsible
Ultimate Outcomes							
Intermediate Outcomes							
Immediate Outcomes							
Outputs							

Description	Unit	Baseline Vs. Target	Values	Achievement	1st Qtr.	2nd Qtr.	3rd Qtr.	4th Qtr.	Total
Indicator 1.1	Percentage								0
Indicator 1.1	Percentage								0
Indicator 1.2	Numbers								0
Indicator 1.2	Numbers								0
Indicator 2.1	Percentage								0
Indicator 2.1	Percentage								0
Indicator 2.2									0
Indicator 2.2									0
Indicator 3.1									0
Indicator 3.1									0
Indicator 3.2									0
Indicator 3.2									0
Indicator 3.3									0
Indicator 3.3		Target		Total					0

Field Monitoring Report

- 1. **Date:**
- 2. **Project:**
- 3. **Visit location with activity reference:**
- 4. **Name of monitor:**

- 5. **Objective/s of the Visit**
- 6. **General Observations**
- 7. **Recommendations & Action Points**

No	Feedback on activity Processes and quality standards	Recommendations/ actions	Suggested	Responsibility

8. Special instructions

8.1 Who should read this report (mention names and title)

8.2 have you shared a copy of this report with the people concerned (YES / No)

Signature: _____

QUESTIONS TO EXTRACT PROGRAM LESSONS

- To what extent the activities have taken place?
- To what extent the outputs have been produced and counted? What are the tangible outputs/ products produced by completing the activities? How much output targets have been achieved during the reporting period?
- Who are the beneficiaries of these outputs/ products? If the outputs are benefitting the identified beneficiaries? How many people benefited from these outputs/ products (if the outputs are benefitting the desired number of people)? If the benefits are distributed equitably among women, men, minority, children etc? To what extent the outputs produced and counted satisfy inclusion and participation (of the genders, minorities, stakeholders, beneficiaries etc)
- What are the changes created/ contributed by the outputs (if the outputs are causing desirable change in behaviors, attitudes, practices, skills, capacities etc)?
- What extent these changes are likely to contribute towards the project purpose/ intended outcome?
- To what extent, the outputs produced and counted seem contributing towards the change in the perceptions, attitudes, practices, skills etc?
- To what extent, the indicators have moved from baseline towards the target?
- To what extent, the outputs produced seem contributing towards the outcome at large?
- Lessons about partnerships, successes and failures; what worked and what went wrong?

Evaluation ToRs (Template)

(NB: The evaluation ToRs will be essentially required in order to carry out the evaluation of projects. The following framework provides a set of generic questions, which could be used to determine scope of intended evaluation. The list of questions is open and subject to adjustments as may be required.)

1. SCOPE OF EVALUATION

Level of Hierarchy	What to evaluate (Major questions)
Activities	<ul style="list-style-type: none"> • If the needed inputs were mobilized adequately? • If the inputs produced the intended products/ services? • If the planned activities achieved agreed targets? • If the agreed activities were implemented according to the planned timeline? • If the targets were achieved within the budgeted costs?
Outputs	<ul style="list-style-type: none"> • What are the tangible outputs/ products produced by completing the activities? • Who are the beneficiaries of these outputs/ products (if the outputs benefitted the <u>targeted people</u>)? • How many people benefited from these outputs/ products (if the outputs benefitted the desired <u>number of people</u>)? • What are the changes created/ contributed by the outputs (if the outputs have contributed/ caused desirable change in practices, skills, capacities etc)? • What extent these changes have or (are likely) to contribute towards the project purpose/ intended outcome?
Outcome	<ul style="list-style-type: none"> • If the project over its completion has created/ contributed towards the overall desirable change? • What extent, these changes can be attributed to the project? • What are other positive or negative changes produced by the project?

(Sections to be completed by M&E Section)

2. **METHODOLOGY OF EVALUATION (APPROACH AND ACTIVITIES)**

3. **DATA/INFORMATION COLLECTION INSTRUMENTS**

4. **TIMELINES OF EVALUATION ACTIVITIES**

5. **COST INVOLVED IN CARRYING-OUT EVALUATION**

M&E Institutional Assessment Checklist

Weight: Importance of indicator (Low=1, Medium=2, High=3, Very important=4)

P/P: How strongly the indicator is mandated by organizational policy (No=0, Weakly=1, Fairly=2, Strongly=3)

Practice: How strong is the evidence, which supports the implementation (No=0, Weak=1, Fair=2, Strong=3)

#	Indicators	Weight	P/P	Practice	Comments: What is the Evidence?	Recommended Actions for Improvement
1	The organization has an M&E policy manual	4				
2	The manual is approved by the governing body	4				
3	The M&E manual is routinely shared with relevant staff	4				
4	The organization has an M&E function resourced by dedicated staff	2				
5	The organization has established program objectives	4				
6	The organization has identified both quantitative and qualitative indicators to achieve its objectives	4				
7	The organization has identified program interventions and activities	4				
8	The organization has an approved Results Framework based on its objectives, indicators and activities	3				
9	The organization follows an	3				

	approved annual work plan based on results framework				
10	The organization reviews and updates annual work plan on quarterly basis	2			
11	The work plans specify the following:				
	➤ Activities and tasks with targets	1			
	➤ Timeframe for completion of activities	1			
	➤ Responsibilities	1			
	➤ approve budget	1			
12	The organization follows an approved monitoring plan specifying the following;				
	➤ All monitoring and reporting activities to be carried out	1			
	➤ the timing of monitoring activities (on agreed/ required intervals)	1			
	➤ the person/ team responsible to carry out the monitoring activities	1			
	➤ the type of information/ data required for monitoring activities	1			
13	The organization has an established Progress tracking system (manual/ automated)	3			
14	The tracking system is capable of producing measurable information/ data on achievement of activity targets	3			
15	The organization has an approved Performance measurement framework specifying the following;				

	➤ Baseline values against indicators	1			
	➤ Performance targets against indicators	1			
	➤ Sources of data (to collect information on performance indicators)	1			
	➤ Timing/ frequency of data collection	1			
16	The organization has a mechanism for verification of information/ data collected	2			
17	The organization collects segregated data (gender, age, area etc)	4			
18	The organization compiles/ document progress against all plans on agreed/ required reporting intervals	4			
19	The organization uses lessons learned to further improve program design and delivery	2			
20	The organization reviews and updates the performance measurement framework regularly	1			
21	The organization management regularly uses monitoring reports in their program planning and progress reviews	2			
22	The organization has established a baseline in the beginning of program/ project	4			
23	The organization uses baseline for periodic internal evaluations	3			
24	The organization undertakes external evaluations (when required) to validate its program/ project performance	3			

25	The organization incorporates feedback of potential beneficiaries in all its program/ projects design	3				
26	The organization has a system of regular feedback from program/ project beneficiaries	3				

Terms of Reference of Monitoring and Evaluation Committee (MEC)

(ToRs of MEC)

1. The BoD of **HWA** notifies constitution of MEC, which will be custodian of **HWA** M&E function.
2. MEC is constituted by having one representation each from the following segment;
 - a. BoD members
 - b. stakeholders/ partners
 - c. beneficiaries,
 - d. civil society e.g. academia, media, social activists etc.
 - e. M&E function of **HWA**
3. The representative of M&E function of **HWA** is *ex-officio* secretary of the MEC.
4. MEC meets quarterly (or as and when deemed necessary basis).
5. MEC is responsible to ensure that M&E principles are adhered by achieving respective standards.
6. MEC is responsible to ensure that every project complies with **HWA** monitoring procedures as well as project specific monitoring requirements if arise.
7. MEC is responsible to furnish Quarterly Monitoring Note (QMN) extracting findings of all M&E activities. The QMN is supposed to outline recommendations for BoD requiring strategic adaptations and/or implementation level changes. QMN may include recommendations such as revisiting the intervention logic, revision of budget, indicators, targets, activities, processes and replacement of spatial coverage etc.
8. The secretary MEC is responsible to draft QMN for MEC in consultation with other members and project/ program teams. The MEC is responsible to finalize the QMN and submit to the BoD/ BoG/ BoT subsequently.